

V-TAC

Meaningful Innovation.

WEEE Number: 80133970

INSTRUCTION MANUAL LED SOLAR SPIKE




TECHNICAL DATA

| | |
|-----------------------|--|
| MODEL | VT-50154 |
| SKU | 24154 |
| LUMENS | 180 Lm |
| WATTS | 2W |
| INPUT VOLTAGE | DC3.7V, 50Hz(For battery) DC5.5V, 50Hz(For solar panel) |
| BEAM ANGLE | 50° |
| BATTERY TYPE | Li-ion |
| PF | >0.4 |
| CRI | >80 |
| ON/OFF CYCLE | >15,000 Times |
| LIFE SPAN | 25,000 Hours |
| BODY TYPE | ABS |
| OPERATION TEMPERATURE | -20°C to +45°C |
| DIMENSION | 93x480x115mm |
| CHARGING TIME | 7-8H |
| WORKING TIME | 8-10H |
| BATTERY | 1 PC 18650/2200mAH |

IP65 **02** **YEAR**
RATING **WARRANTY***

INTRODUCTION & WARRANTY

Thank you for selecting and buying V-TAC product. V-TAC will serve you the best. Please read these instructions carefully before starting the installation and keep this manual handy for future reference. If you have any another query, please contact our dealer or local vendor from whom you have purchased the product. They are trained and ready to serve you at the best. The warranty is valid for 2 years from the date of purchase. The warranty does not apply to damage caused by incorrect installation or abnormal wear and tear. The company gives no warranty against damage to any surface due to incorrect removal and installation of the product. The products are suitable for 10-12 Hours Daily operation. Usage of product for 24 hours a day would void the warranty. This product is warranted for manufacturing defects only.




MULTI-LANGUAGE MANUAL QR CODE

Please scan the QR code to access the manual in multiple languages.





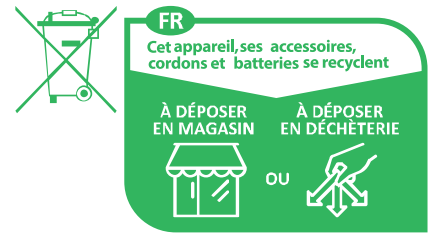
This marking indicates that this product should not be disposed of with other household wastes.



Caution, risk of electric shock.


WARNING

- Please make sure to turn off the power before starting the installation.
- Installation must be performed by a qualified electrician.
- The light source of this luminaire is not replaceable; when the light source reaches its end of life the whole luminaire shall be replaced.
- For outdoor use.
- Replace any cracked protective shield.  




INSTALLATION DIAGRAM

1



1.Assemble (A) and (B), insert underground.

2



2.Press the power button to turn on 100% bright, press again to switch 50% bright.

| MODE | FEATURES |
|----------------------------------|---|
| Mode 1 (100% bright) ≥4 Hours | Auto charging at daytime,and auto light up at night for over 4 hours,until the battery voltage is lower than the rated protection voltage |
| Mode 2 (50% bright) ≥8 Hours | Auto charging at daytime,and auto light up at night for over 8 hours,until the battery voltage is lower than the rated protection voltage |
| OFF | Turn Off |

NOTE

- Please keep the surface of solar panel clean to ensure it gets enough sunlight;
- Waterproof in rainy and wet conditions,but please don't dip it intentionally in water;
- Before using it for the first time,please turn on the switch and put it in a sunny place to charge for 6-8 hours
- If there any problem with this product,please feel free to contact us to solve it.

MAINTENANCE & WARNING

- Do not use solvents, petrol, etc. Otherwise the light will be damaged.
- Clean the light with a dry, lint-free cloth.
- Check the solar panel for dirt regularly. If dirt or is present remove it to guarantee flawless function of the product.
- Especially during the winter, keep the product free from snow and ice.
- Confirm installation direction is correct (solar panel should be at top)
- Confirm no objects blocking the solar panel to receive sunlight
- Keep away from the fire.
- Don't immerse in the water



V-TAC WEST EUROPE LTD. IN CASE OF ANY QUERY/ISSUE WITH THE PRODUCT, PLEASE REACH OUT TO US AT: SUPPORT@V-TAC.EU FOR MORE PRODUCTS RANGE, INQUIRY PLEASE CONTACT OUR DISTRIBUTOR OR NEAREST DEALERS. V-TAC WEST EUROPE LTD. GROUND FLOOR, 71 LOWER BAGGOT STREET, DUBLIN O2, IRELAND DO2 P593

V-TAC UK LTD. IN CASE OF ANY QUERY/ISSUE WITH THE PRODUCT PLEASE REACH OUT TO US AT: SUPPORT@VTACEXPORTS.COM V-TAC, 5A TUNGSTEN PARK, DOWNS ROAD, WITNEY, OXFORDSHIRE, OX29 OAX